

# SOLID VENT



AVY B900

### APPLICABLE

- In public and residential buildings
- In heated, inhabited rooms
- In roof pitch range of 15°-90°
- Suitable on all common roofings with proper flashing

### FEATURES

- Centre pivot wooden roof window
- Ventilation valve
- Toughened outer glass
- Elegant bottom handle
- Two passive ventilation positions via handle
- Double gasket system between frame and sash
- Double Low-e coating
- Easy installation
- 10 year guarantee

### MATERIAL | WOOD AND FINISHING

- Kiln-dried laminated pine wood
- Timber from FSC certified forests
- Fungicide protection
- Water based lacquer

### COVER PARTS

- Aluminium, lacquered, grey colour (RAL 7043)

### HANDLE

- Ergonomically designed moulded zinc handle, lacquered

### HINGE

- Pivot hinge



### PANE

Construction	4-16-4H
Thickness of glazing (mm)	24
Low E	■ ■
Gas	Argon
Toughened	■
U <sub>g</sub> (W/m <sup>2</sup> K)	1.0
Total solar energy transmittance	0.55

### WINDOW

U <sub>w</sub> (W/m <sup>2</sup> K)	1.3
Water tightness	E1350
Air permeability	Class 4
Resistance to wind load	Class C4
Sound reduction	32 (-1;-5) dB


### COLOUR

Natural wood	■
--------------	---

### MEASURES

CODE	NOMINAL SIZE	FRAME EXTERNAL SIZE		PANE SIZE		VISIBLE GLASS		
		Width	Height	Width	Height	Width	Height	Effective Light Area m <sup>2</sup>
C2A	55 x 78 cm	55 cm	77,8 cm	39,8 cm	64,9 cm	37,3 cm	59 cm	0.220
C4A	55 x 98 cm	55 cm	97,8 cm	39,8 cm	84,9 cm	37,3 cm	79 cm	0.295
F6A	66 x 118 cm	66 cm	117,8 cm	50,8 cm	104,9 cm	48,3 cm	99 cm	0.478
M4A	78 x 98 cm	78 cm	97,8 cm	62,8 cm	84,9 cm	60,3 cm	79 cm	0.476
M6A	78 x 118 cm	78 cm	117,8 cm	62,8 cm	104,9 cm	60,3 cm	99 cm	0.597
M8A	78 x 140 cm	78 cm	139,8 cm	62,8 cm	126,9 cm	60,3 cm	121 cm	0.729
S6A	114 x 118 cm	114 cm	117,8 cm	98,8 cm	104,9 cm	96,3 cm	99 cm	0.953

### FLASHING RANGE FOR DIFFERENT ROOFING MATERIALS\*



LSX

**SLATE**  
Suitable for slates and flat roofing, up to 8mm (max overall thickness is 16 mm)




TFX

**TILE**  
Suitable for low profile tiles and profiled materials between 16-50 mm




FTX

**INTERLOCKING FLAT TILE**  
Suitable for interlocking flat tiles between 16 and 50 mm.



UFX

**UNIVERSAL**  
Suitable for high profiled tiles and profiled materials between 16-120 mm



SSX

**STANDING SEAM**  
Suitable for standing seam steel sheet coverings

\* Combi solutions are also available, please contact your dealer for details.

### BLIND RANGE\*



DUA

BLACKOUT



RHA

ROLLER



MIA

AWNING



SSR

ROLLER SHUTTER



\*For the right product code of blinds, please take the type of blind, size of RW and colour code, e.g. DUA C2A 4219